



Advanced report

A detailed analysis with a breakdown of the most important metrics.

ANALYZED PERIOD:

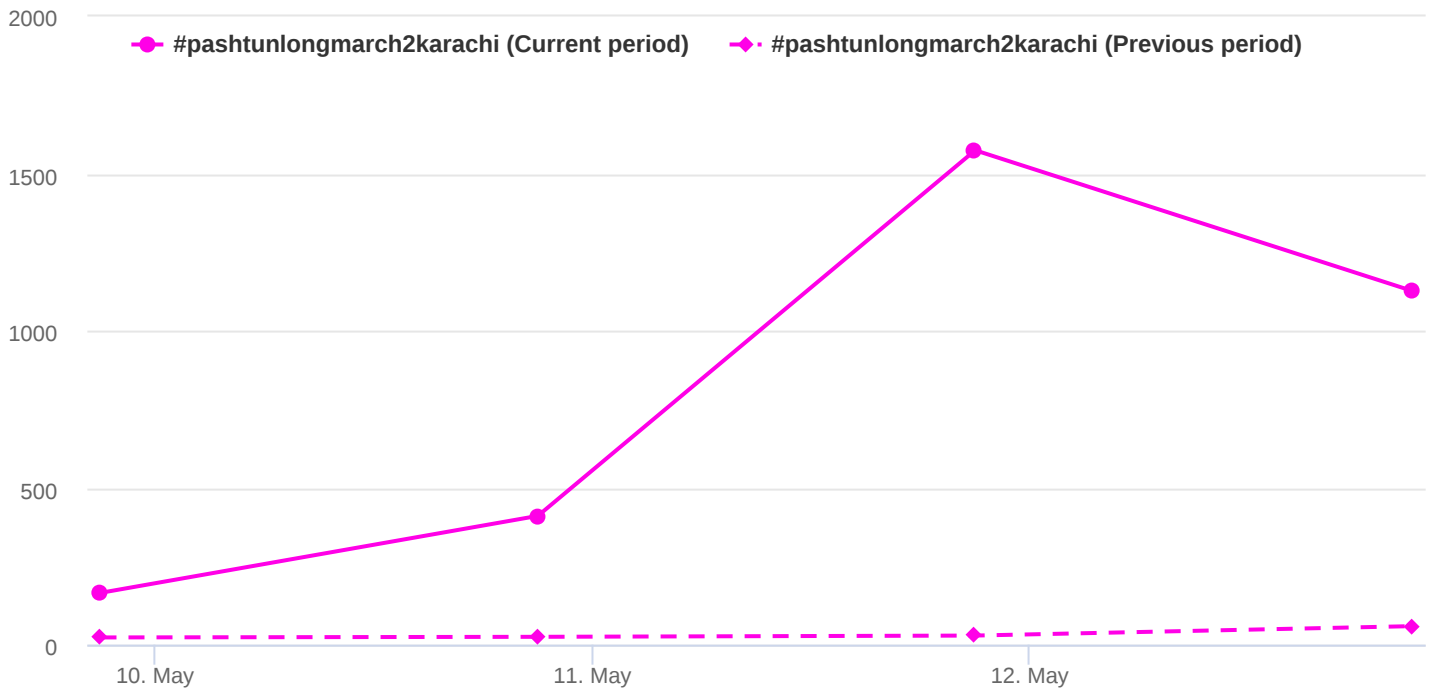
09.05.2018 - 13.05.2018



Advanced report

Analyzed period: 05/09/2018 - 05/13/2018

Mentions over time

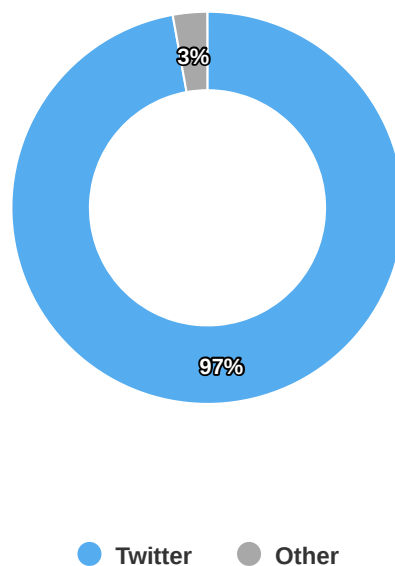


Number of mentions

#pashtunlongmarch2karachi

3,275

Top sources



Total impressions

#pashtunlongmarch2karachi

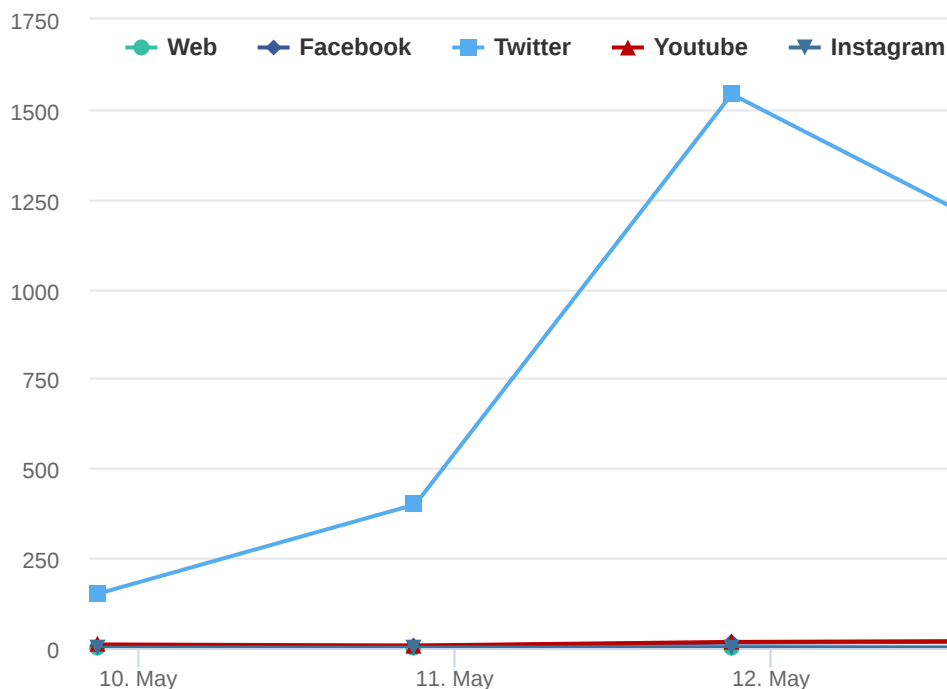
1,836,460



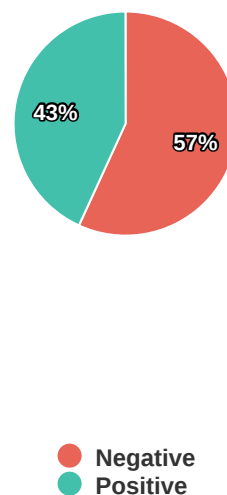
Advanced report

Analyzed period: 05/09/2018 - 05/13/2018

Mentions over time by source



Positive-negative sentiment ratio



Top influencers by number of mentions

@SARBULANDTR...	36
@FAHEEM6610	32
@JUSTICE4PASH...	31
ATTASH	28
@SANA EJAZ2	23
@MANAN_MEHS...	18
@MEMZARMA	18
@PMAZLOM	17
@A_BAITTANI	17
@HAROONR9936...	16

Top influencers by source

Twitter		Youtube		Facebook		Web	
@FAHEEM6...	8	ATTASH	27	MQM UNIT ...	2	TWITTER.C...	1
@ZEEA_KHAN	8	PASHTO VO...	7	PRIVATE US...	2		
@CURSING...	5	MP C	5	MQM ATLA...	1		
@JUSTICE4...	5	JALAL UDD...	2	PRIVATE US...	1		
@PASHTUN...	5	SHPEZMY ...	2	PRIVATE US...	1		
@SADAFKH...	5	MUSIC FRIE...	1	PRIVATE US...	1		
@MAZLOO...	4	PAK DIGITA...	1	PRIVATE US...	1		
@NAWAZHA...	4	PASHTO PO...	1	PRIVATE US...	1		
@SABAUUNG	4	PESHAWAR...	1	PRIVATE US...	1		
@SWEETKH...	4	MIDDLE EA...	1	THE WORL...	1		



Advanced report

Analyzed period: 05/09/2018 - 05/13/2018

Top influencers by reach

Facebook

MQM ATLANTA	1,180
THE WORLD NEWS	692
MQM UNIT 144 F.B ...	393
PRIVATE USER	270
PRIVATE USER	270
PRIVATE USER	270
PRIVATE USER	270
PRIVATE USER	270

Youtube

ATTASH	85.22
PAK DIGITAL NEWS	30
PASHTO POETRY ...	7
SHPEZMY KHAN S...	6.5
MP C	2
PASHTO VOICE	0.71

Instagram

MAQBOOL.SASOLI

30

Web

TWITTER.COM 29

Locations



0 500 1000 1500

Top locations

UNITED STATES	1,471
PAKISTAN	1,274
GERMANY	166
SWITZERLAND	123
AUSTRIA	121
AFGHANISTAN	87
INDONESIA	77
TANZANIA	52
UNITED KINGDOM	51
ALBANIA	35

Top languages

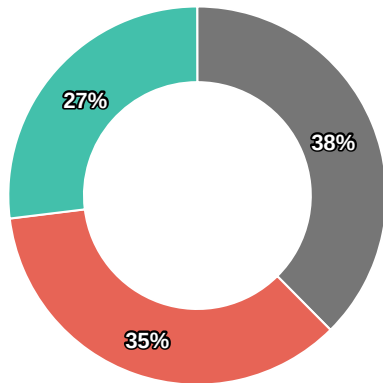
ENGLISH	2,718
UNDEFINED	423
URDU	269
GERMAN	255
INDONESIAN	142
SWAHILI	97
ALBANIAN	76
POLISH	33
PERSIAN (FARSI)	31
PASHTO, PUSHTO	29



Advanced report

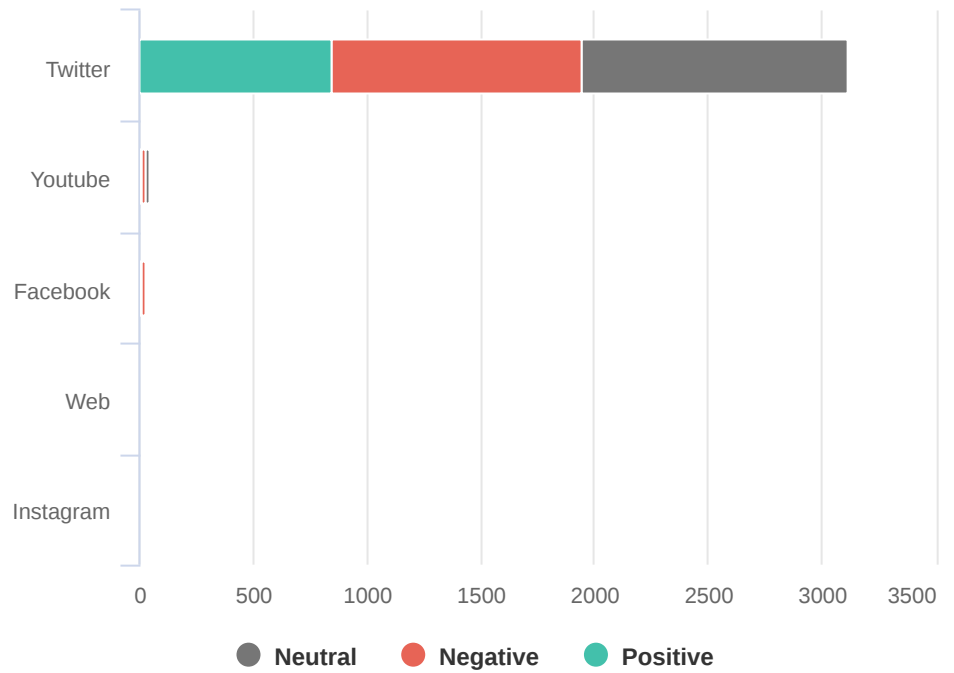
Analyzed period: 05/09/2018 - 05/13/2018

Sentiment ratio (automated analysis)



● Neutral ● Negative ● Positive

Sentiment ratio by channel (automated analysis)



Sentiment over time (automated analysis)

